

AAA School Safety Patrol



LIFESAVING MEDAL APPLICATION

2017/2018 Deadline for Nominations: March 2, 2018

A proud tradition since it began in the U.S. in 1920, the AAA School Safety Patrol program equips Patrollers with the skills and resources needed to help children commute to and from school safely. More than 654,000 Patrollers in 34,500 U.S. schools dedicate their time to ensure pedestrians are safe. Patrollers have contributed to a major reduction in pedestrian fatalities and injuries.

The Lifesaving Medal

The AAA School Safety Patrol Lifesaving Medal is the highest award given to a Patroller. Recipients are select Patrollers who, while on duty, have saved the life of a person in imminent danger.

AAA initiated the program to recognize Patrollers for heroic lifesaving acts. Since the Lifesaving Medal's inception in 1949, 428 boys and girls have received the award.

A panel of individual AAA clubs and representatives from the AAA National Office will select deserving medal recipients from the nominated candidates.

Recommendation Qualifications

The Lifesaving Medal honors a member of any authorized AAA School Safety Patrol when there is conclusive proof that:

- The life of the person saved was in imminent danger.
- The act was performed while the Patroller was on authorized duty, going to or from a duty post, or while on duty as a Bus Patrol member. (NOTE: If the Patroller's duty or location is different than recommended in the AAA School Safety Patrol Operations Manual, the documentation should include local instructions to this effect).
- No negligence on the part of the Patroller caused or contributed to the person rescued being placed in the situation where his or her life was endangered.
- The act occurred from January 2017 to February 2018.

Recommendation Procedures

There are no restrictions on who may recommend a Patroller for a Lifesaving Medal. Anyone who sees or has reliable information on a Patroller performing a lifesaving act may do so. The program Advisor is responsible for approving the initial recommendation and should investigate all circumstances surrounding the act. The recommendation process has four steps:

1. Complete the official Recommendation Form
2. Gather supporting material
3. Diagram the lifesaving incident
4. A high-resolution photo of the nominee and signed name and likeness release form (for use in winner announcements, if selected.)
5. Submit all material no later than March 2, 2018 via email: traffic.safety@goaaa.com

Important!

The more detail you can provide in the application packet, the better. Please be sure all sections are filled out completely, and all supporting documentation is included with your submission.

1: Recommendation Form

The Recommendation Form is used to review the case. It must be filled out neatly, accurately and completely. The more detailed the information, the better.

2: Supporting Material

Supporting documentation must substantiate and clarify the act described on the Recommendation Form. When possible, include:

- Descriptive signed statement from the witness or witnesses
- Descriptive statements from:
 - The operator of the vehicle(s) involved in the incident
 - The person(s) rescued
 - The nominee
- Letter from the school principal, a teacher or the Patrol Advisor indicating:
 - Whether the Patroller was on duty at his or her specific station
 - Where other Patrollers on duty were stationed
 - What other Patrollers on duty were doing
- Photographs and/or video of the scene
- Police report(s) if the incident was investigated
- Media articles and pictures pertaining to the incident

3: Diagram

A clear, accurate diagram on an unlined sheet of paper at least 8½" x 11" in size must depict the circumstances surrounding the entire lifesaving sequence (see sample diagram on page 3). You may draw your own or use the blank diagram on page 7. Photos of the school zone, Patroller and other details also are helpful. When possible, the diagram should:

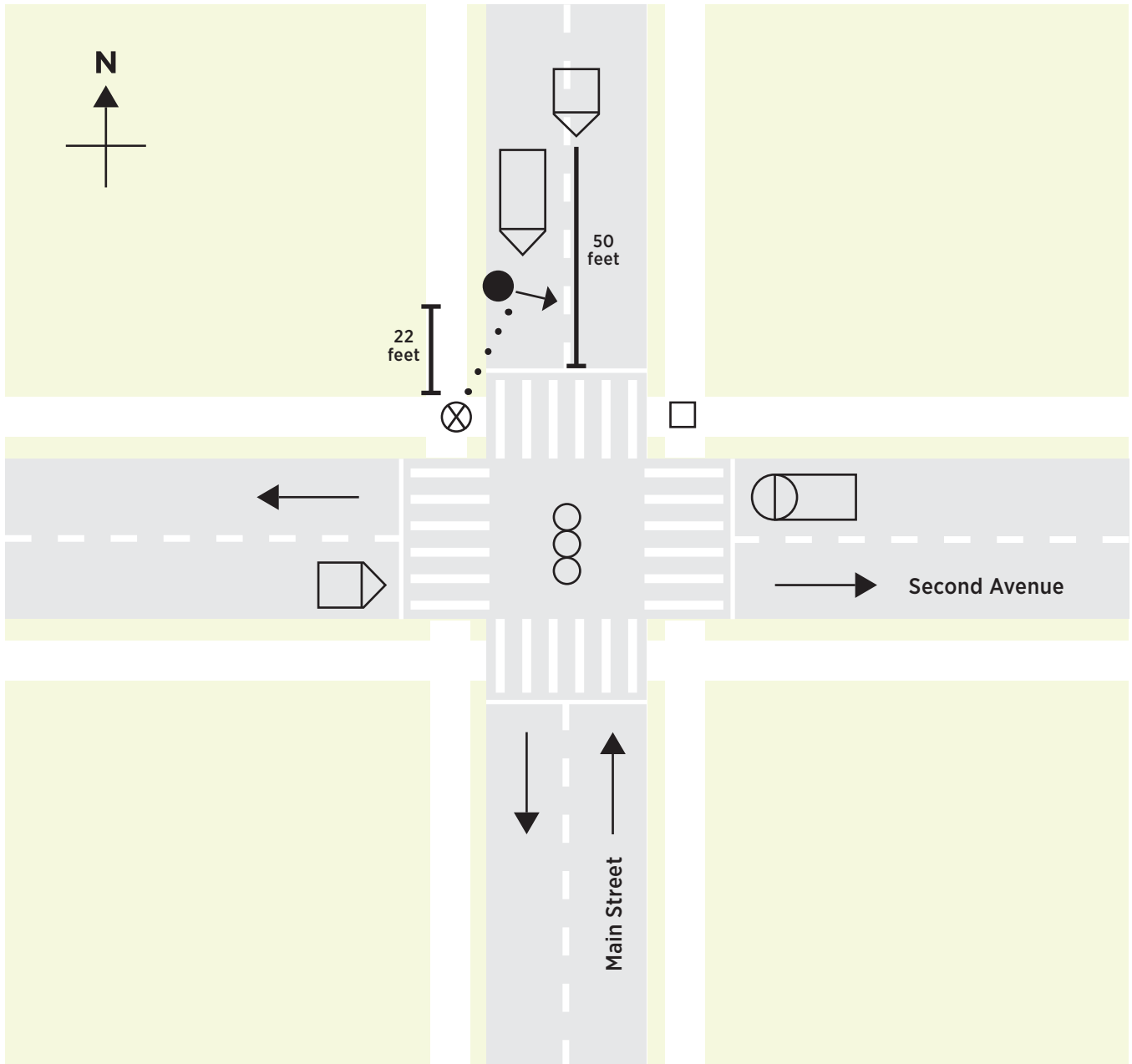
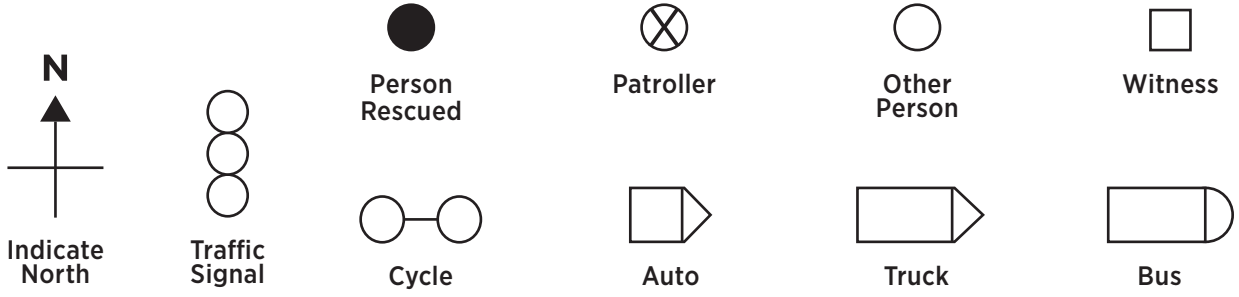
- Use solid lines to outline the roadway, sidewalks and nearby vicinity at the scene of the incident
- Indicate obstructions, such as parked cars, trucks, trees or buildings, that blocked the views of the Patroller, vehicle driver or pedestrian
- Mark the locations of the person(s) and vehicle(s) involved at the moment the Patroller realized the danger
- Use solid lines to show the paths of the endangered person(s) and vehicle(s) before the Patroller acted
- Use dotted lines to show the paths of the Patroller, rescued person(s) and vehicle(s) after the Patroller initiated action
- Indicate the direction and estimated speed of the vehicle(s) involved
- Indicate the location of traffic signs, signals, crosswalks, police officers, witnesses and others involved
- Show relevant distances, street widths and roadway directions (i.e., one- or two-way)

4: Submitting Recommendations

- Lifesaving acts performed during the current school year are eligible for consideration.
- The deadline to submit recommendations is March 2, 2018
- Recommendations should be submitted as soon as possible so that necessary documentation can be obtained while the information is still fresh.
- If the lifesaving incident takes place after the submission deadline or close enough to it that documentation cannot be compiled in time, the case will be considered for the following year. If a delay occurs due to another cause, please explain fully.

Sample Diagram

Symbol Key



AAA School Safety Patrol

LIFESAVING MEDAL APPLICATION

Recommendation Form

* Names will appear on awards as they are listed below. Please verify spellings of names and school.

School Information

*School Name: _____ Address: _____
City: _____ State: _____ ZIP/Postal Code: _____
Contact Name: _____ Title: _____
Phone: _____ Email: _____

Persons Involved

Patroller

*Patroller Name (First, Middle, Last): _____ Date of Birth: _____
Address: _____
City: _____ State: _____ ZIP/Postal Code: _____
Length of Service (Months): _____ Type of Duty: Regular Substitute
Parent(s) Name(s): _____
Phone: _____ Email: _____

Person Rescued

Name: _____ Age: _____
Address: _____
City: _____ State: _____ ZIP/Postal Code: _____
Injuries: _____
Parent(s) Name(s): _____
Phone: _____ Email: _____

Date and Location

Date of Action: _____ Time: _____
At Intersection (Name of Cross Streets): _____ and: _____
If Not at Intersection (Name of Nearest Street): _____
Number of Feet from Nearest Street: _____ Direction: North South East West
Posted Speed Limit: _____ Volume of Traffic: Heavy Moderate Light

Vehicles Involved

Driver's Name: _____ Address: _____
City: _____ State: _____ ZIP/Postal Code: _____
Type of Vehicle: _____ Condition of _____
Damage to other vehicles or property: _____ Vehicle: _____
Action of driver: _____
Violations (Exceeding speed limit, etc.): _____ Driver issued a summons? Yes No
Valid license: Yes No

Conditions

Weather: Clear Cloudy Raining Snowing Fog Temperature: _____°F
Road Condition: Dry Wet Snow Ice Slick (mud/oil) Other: _____
Road Surface: Concrete Asphalt Brick Gravel Unpaved Other: _____
Road Character: Straight Curved Level Upgrade Downgrade Hillcrest
Locality: Industrial Shopping/Business School Playground Residential Other: _____
(Check one, indicating that 50 percent or more of area along street for 300 ft. was):

Description of Occurrence

Rescued person was: On the way to school Going home Other: _____
Rescued person used route: Always Frequently Rarely
Rescued person's clothing Light Dark Other: _____
Traffic Lanes Unmarked Marked Separated Other: _____
Traffic Controls: None Signs Traffic Signs Pedestrian control devices Police officer Adult crossing guard

Please consider carefully when estimating speeds and distances. Attach diagram to illustrate this information.

the moment the Patroller realized a person was in danger, what was:

- (a) The location/distance of the vehicle from the Patroller on duty? _____
(b) The location/distance of the vehicle from the person in danger? _____
(c) The direction the vehicle was traveling? _____
(d) The estimated speed of the vehicle? _____

Action of person in danger?

Action of Patroller?

Recommended by

Name: _____ Occupation: _____

Signature: _____

If recommender did not see the act, what is the basis for the recommendation? _____

Witnesses

We, the undersigned, witnessed the reported lifesaving act, find the facts to be true and correct, and submit our own description of what happened:

1. Name: _____ Occupation: _____ Age: _____

Address: City: _____

2. Name: _____ State: _____ ZIP/Postal Code: _____

Address: City: _____ Occupation: _____ Age: _____

3. Name: _____

Address: City: _____ State: _____ ZIP/Postal Code: _____

_____ Occupation: _____ Age: _____

_____ State: _____ ZIP/Postal Code: _____

Reviewer

I have investigated this recommendation, find the reported facts to be correct, and endorse the recommendation for a Lifesaving Medal award.

AAA School Safety Patrol Advisor signature: _____ Date: _____

Attest Nomination:

Principal signature: _____ Date: _____

City: _____ State: _____

Police Safety Officer signature: _____ Date: _____

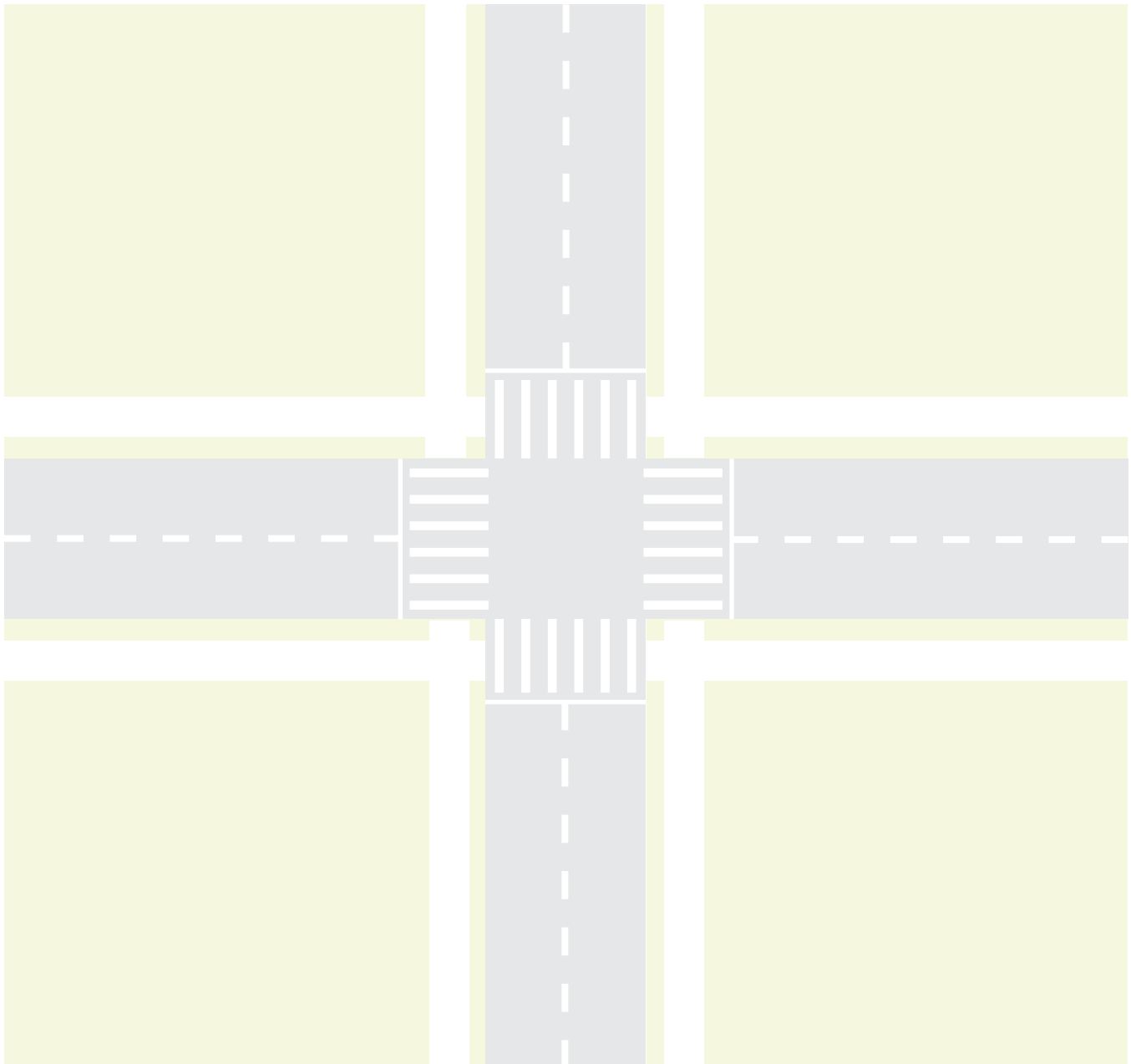
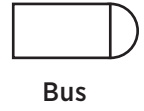
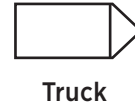
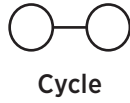
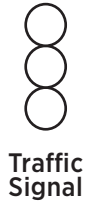
City: _____ State: _____

Submitting Recommendations

Submit completed recommendations *no later than* **March 2, 2018** via email:
traffic.safety@goaaa.com

Diagram

Symbol Key



**AAA
NAME AND LIKENESS RELEASE**

AAA of Northern California, Nevada & Utah (AAA) has requested to use my name, voice, photograph, and likeness that may be captured in photos, video recordings, and audio recordings and any quotations or statements made by me (collectively, the “Materials”) relating to the interview, photo and/or video sessions conducted by AAA.

I hereby voluntarily and irrevocably authorize AAA and its affiliates, assignees, and licensees to reproduce, distribute, display, perform, prepare derivative works of, modify, and use the Materials, in any medium now known or later developed, for the purpose of advertising and promoting AAA and its products and services, in consideration of AAA’s promise to limit its use of the Materials as described herein.

I understand and acknowledge that I will not be paid any compensation in connection with the Materials. I hereby waive any right that I may have to inspect and/or approve the Materials.

I certify that any quotations and statements made by me as set forth above (the “Statements”) represent my current honest opinions, findings, beliefs, or experiences and that the Statements were made without any prior promise of payment or other benefit, and without any expectation of payment or benefit in return for giving my views. To the extent that I suggest that I use any of AAA’s products or services, I do in fact use them. To the extent that I express a preference over other similar products/services, I do in fact have that preference. (I also understand and agree that the Statements may be modified in any manner that does not materially alter their original meaning.) I agree to promptly notify AAA of any change in my expressed views.

I voluntarily release AAA from any and all claims, known or unknown, in connection with the use of the Materials as described above, which I have consented to and authorized by signing this release.

In giving this release, which includes claims that may be unknown to me at present, I acknowledge that I have read and understand Section 1542 of the California Civil Code, which reads as follows: **“A general release does not extend to claims which the creditor does not know or suspect to exist in his favor at the time of executing the release, which if known by him must have materially affected his settlement with the debtor.”** I expressly waive and relinquish all rights and benefits under this section and any law of any jurisdiction of similar effect with respect to my release of any unknown or unsuspected claims I may have against AAA.

I represent that I am over the age of eighteen, that I have the power and authority to sign this release, that I have no pre-existing obligation that may restrict or limit my ability to sign this release, and that this release will be binding on my heirs, representatives and assigns.

This release is governed by the laws of the State of California without giving effect to any conflicts of laws principles that may require the application of the laws of a different jurisdiction. I hereby waive any and all equitable and injunctive rights and acknowledge that my sole remedy for a breach of this release or otherwise shall be an action at law for damages. This release constitutes the entire agreement between the parties with respect to the Materials.

By: _____

Print Name: _____

Date: _____

Address: _____

If under 18 years old, parent/caregiver signature required:

Parent/Caregiver Print Name: _____

Parent/Caregiver Signature: _____